

Outcomes for Pupils – 2018/19

Executive Summary

This summary assumes the reader has a good understanding of Woodlane’s assessment practices. For more information on this, please visit our Assessment page of the school website. Within the graphs, below, **green** indicates meeting/exceeding expected outcomes and **red** indicates working below.

Woodlane High School is an outstanding school (Ofsted June 19). *“All pupils make sustained and substantial progress from their starting points. Year 11 pupils achieve well...”*

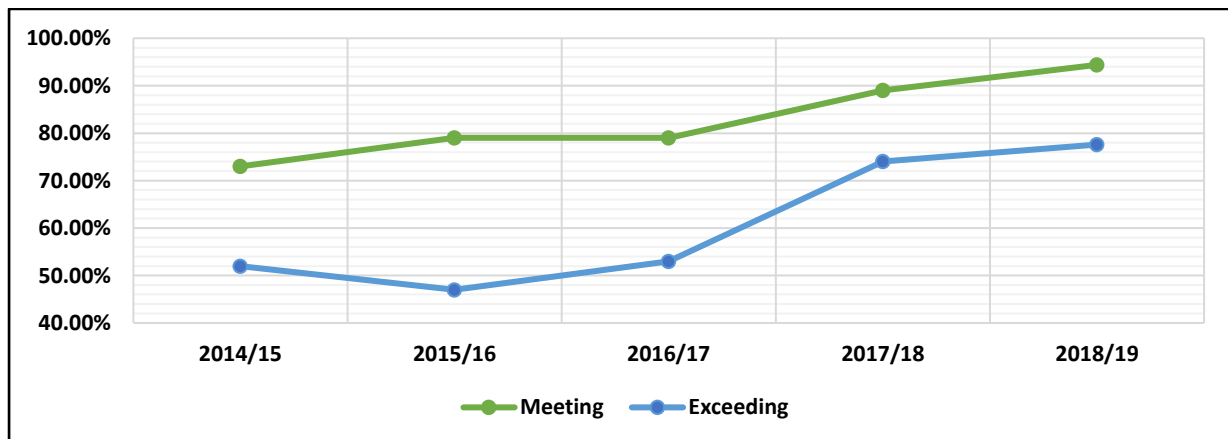
Headlines:

- ▲ The overall percentage of pupils who meet and exceed their expectations in qualification subjects has increased by a further 5% to 94.4%.
- ▲ The percentage of pupils exceeding their expected outcome rose by 4% year on year to 77.6%.
- ▲ 100% of pupils met expected outcomes within 6 subjects – English, Art, DT, Humanities, ICT and PE.
- ▲ 100% of pupils exceeded expected outcomes within 3 subjects – Art, Humanities and PE.

Substantial Progress: The achievement of Year 11 pupils in all qualification subjects in 2018/19 continues to be **outstanding**. This is because pupils progress well from their different starting points and achieve or exceed standards expected within the school’s own curriculum and in comparison with other outstanding SEND schools. Pupils attain relevant qualifications so that they can and do progress to the next stage of their education.

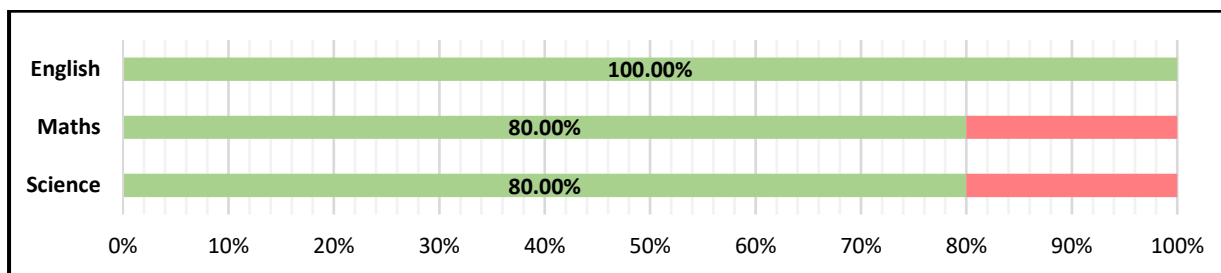
Achievement percentages across all qualification subject areas. 2018/2019 – Year 11 Leavers			
	Exceeded	Met	Below
Year 11 Leavers %	77.6%	94.4%	5.6%
Including MNU %	76.34%	93.13%	6.87%

Sustained Progress: Pupils at Woodlane make substantial and sustained progress, developing excellent knowledge, understanding and skills, considering their different starting points. The graph below highlights the five year trend for exam results. Results in 2018/19 demonstrate a rise of 5% year on year. Furthermore, 77.6% of Year 11 pupils exceeded their expected outcome this year, a rise of 4% year on year. Over 5 years both figures have risen by over 20%.

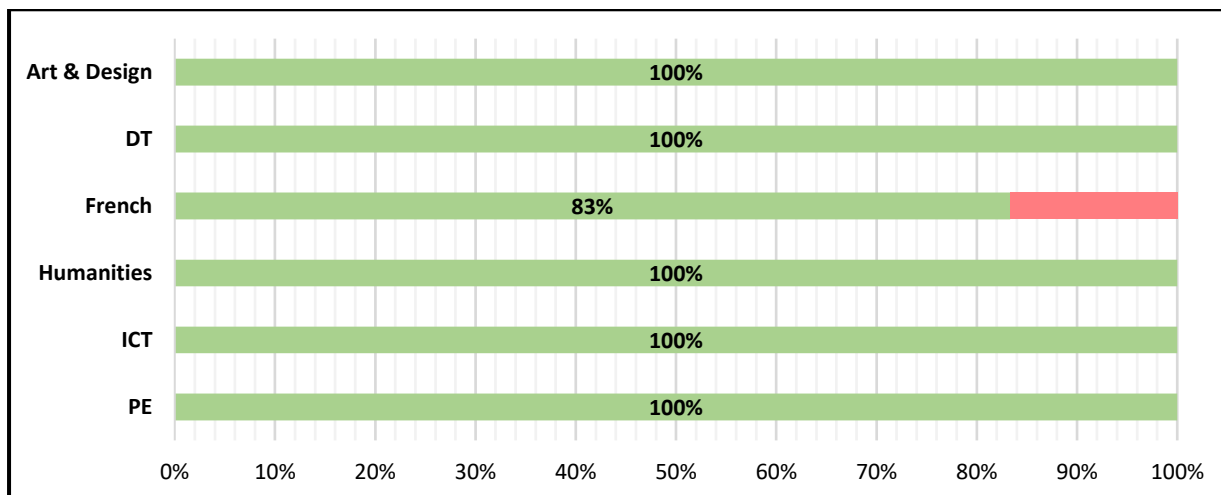


Core Subjects: This academic year, there was a small dip (5% and 2%) in the combined proportion meeting and exceeding expectations in the core subject which requires focus, but both figures remain

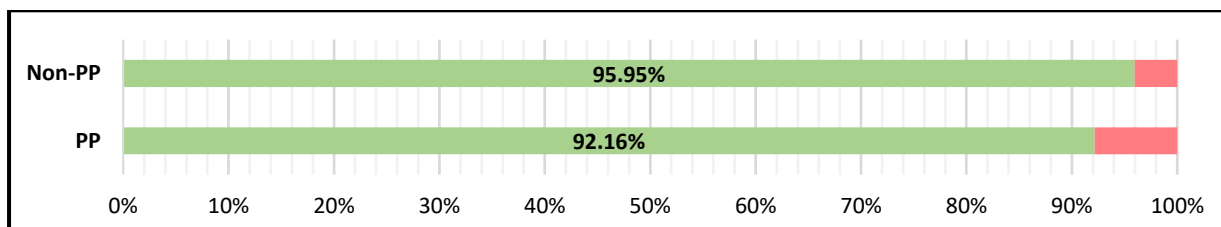
above the school target. The graph below shows the three core subjects individually in 2018/19. In English, 100% of pupils met expectations, whilst Maths and Science achieved 80%.



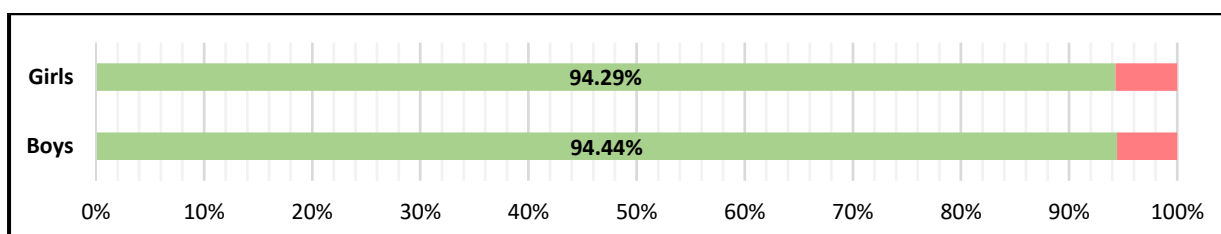
Foundation Subjects: All subjects met the school target, with 5 out of 6 subjects achieving 100% of pupils meeting expected outcomes. All 6 foundation subjects achieved over 73% for pupils exceeding expected progress, with 3 of these achieving 100%.



Analysis of Groups: In 2018/19, Year 11 pupils receiving Pupil Premium made up 41% of the cohort. The gap in achievement was less than 4%. The gap has closed significantly over the last 2 years.



In 2018/19, there were four girls and 11 boys in the Year 11 cohort. There was no difference in achievement of the two groups with both **gender** groups meeting the school target.



School Improvement Priorities: In 2019/20, we aim to:

- increase the proportion of pupils who meet and exceed expectations in Science, Maths and French
- further integrate MNU pupil start points and qualification outcomes with school data to ensure MNU achievement is robustly analysed, scrutinised and celebrated appropriately.