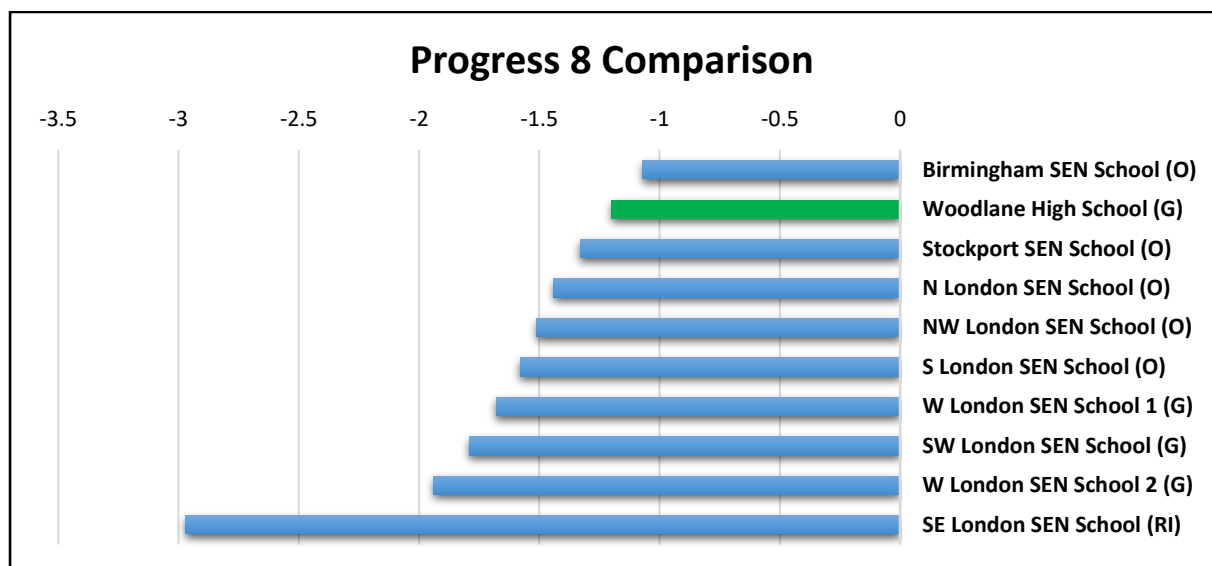


Comparison with Other Schools

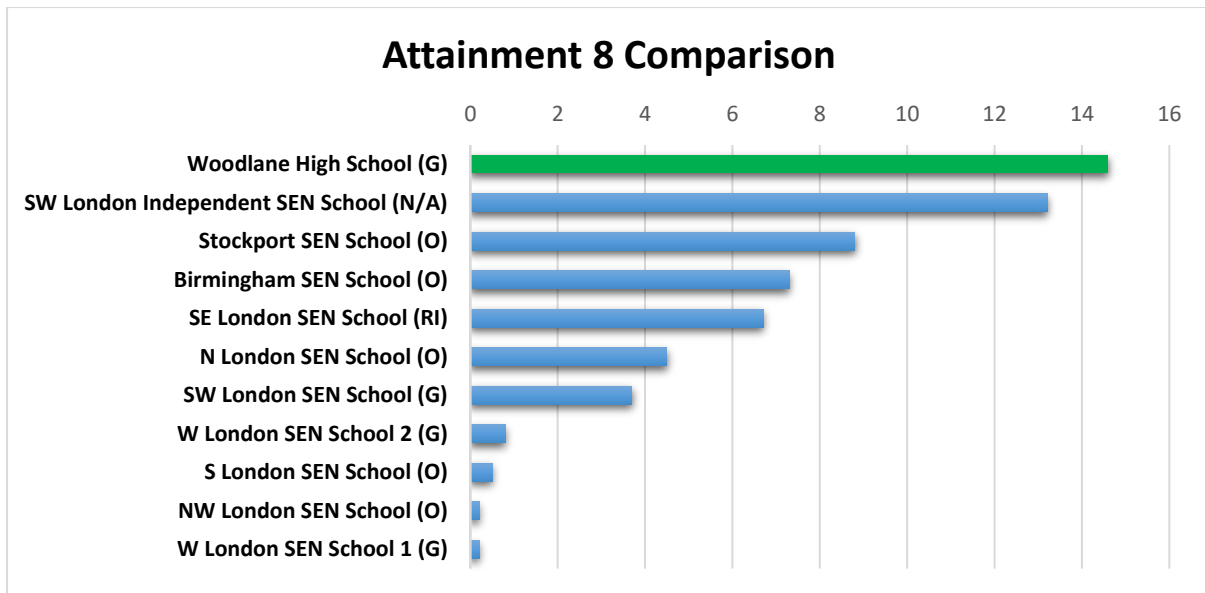
The following schools locally and wider afield have been used for comparison of Woodlane's Raise Online data. This includes three SEN schools who have been graded as outstanding in 2017, schools that with whom Woodlane has historically compared data or has a link with, and schools within our local authority area; Hammersmith & Fulham.

Comparison school's names have been anonymised in this analysis, but can be gained upon request.

School	Grading	Date of Inspection
Woodlane High School	Good	Jun-14
Birmingham SEN School	Outstanding	Mar-15
Stockport SEN School	Outstanding	Jun-17
N London SEN School	Outstanding	Mar-17
NW London SEN School	Outstanding	Jan-17
S London SEN School	Outstanding	Dec-15
W London SEN School 1	Good	Jul-14
SW London SEN School	Good	Nov-16
W London SEN School 2	Good	May-15
SE London SEN School	RI	Jan-17
SW London Independent SEN School	Outstanding	Jan-17



The table above demonstrates that Woodlane sits second behind an outstanding SEN school in Birmingham, and therefore has an impressive figure for Progress 8 in comparison to many other SEN schools, both good and outstanding. Woodlane's Progress 8 figure of 1.2 is higher than four outstanding SEN schools that have a broadly similar intake. 5 of the top 6 schools on this list are all outstanding, it is only Woodlane that does not have this rating. The SW London Independent SEN School has not released this data publically.

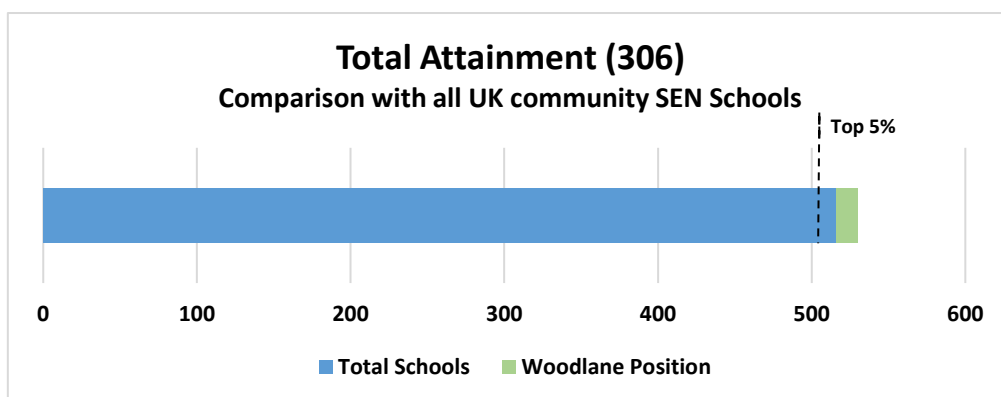


One of Woodlane's unique selling points is that we offer a high level of recognised qualifications, including a comprehensive GCSE curriculum. The above table demonstrates that this dedication to higher level learning places Woodlane at the very top of the list of outstanding and good special schools.

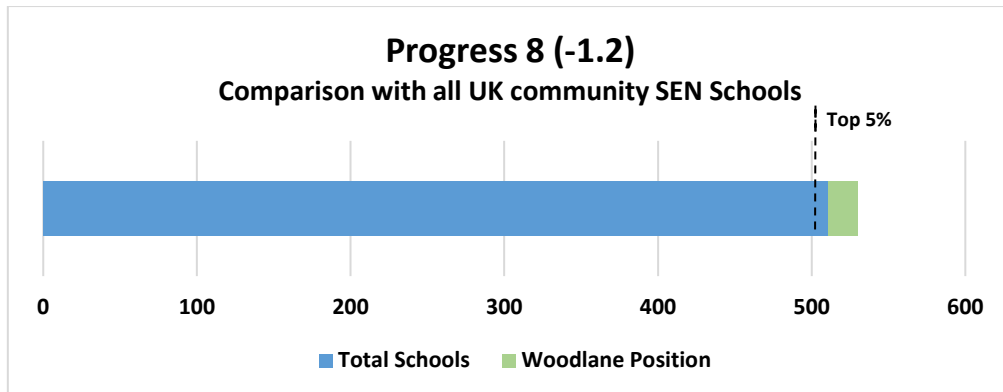
Woodlane's Attainment 8 score of 14.6 is double that of the only school that scored higher on the Progress 8 analysis (Birmingham - Outstanding 2015) - 7.3, and triple that of other outstanding SEN schools in London. This is testament to the focused and sustained endeavours of all stakeholders at Woodlane High School.

When comparing Woodlane using the published data downloadable from: <https://www.compare-school-performance.service.gov.uk/download-data> (which is the full-dataset from all schools in the country), it is possible to filter down so that only community SEN schools who cater for the same age ranges as Woodlane are included. This left 530 similar schools, although some of these school's results were suppressed due to small cohort sizes. When ranking all the schools by Total Attainment score, Attainment 8 score and Progress 8 score it is possible to see where Woodlane ranks in the country for these scores.

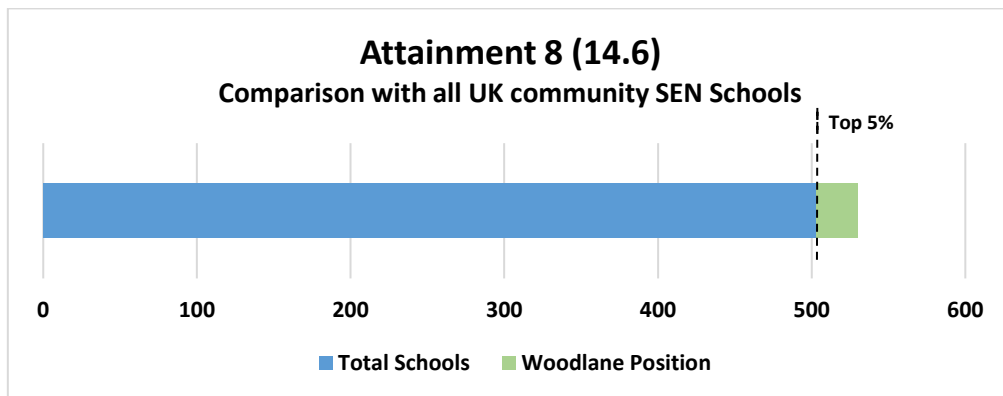
Using Woodlane's published score of 306 in 2016 Woodlane was ranked 14th in the country for total attainment:



Using Woodlane's published score of -1.2, the school was ranked 19th for Progress 8.



Using Woodlane's published score of 14.6, the school was ranked 27th for Attainment 8.



Woodlane always ranks in the top 5% and was within the top 3% when comparing Total Attainment and Progress 8 scores.

If we analyse all SEN schools (including independent/non-maintained etc.) there are 1140 schools.

Woodlane ranks 31st (Total Attainment) 68th (Progress 8) and 34th (Attainment 8) in the UK. This places the school within the following percentage categories 2.7%, 5.9%, 2.9%, an outstanding achievement.