

Summer Term Progress – 2017/18

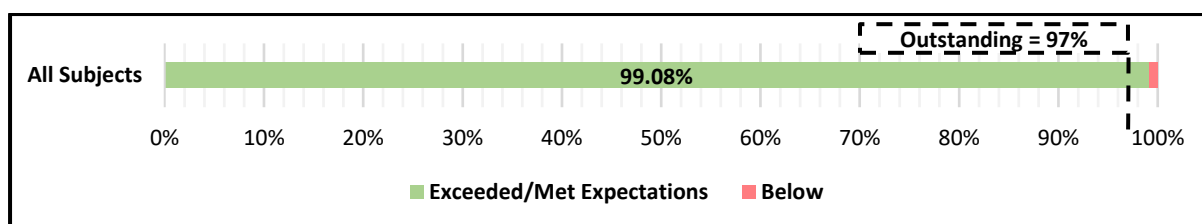
Executive Summary

This summary assumes the reader has a good understanding of Woodlane's assessment practices. For more information on this, please visit our Assessment page of the school website. Within the graphs, below, **green** indicates meeting/exceeding expected outcomes and **red** indicates working below.

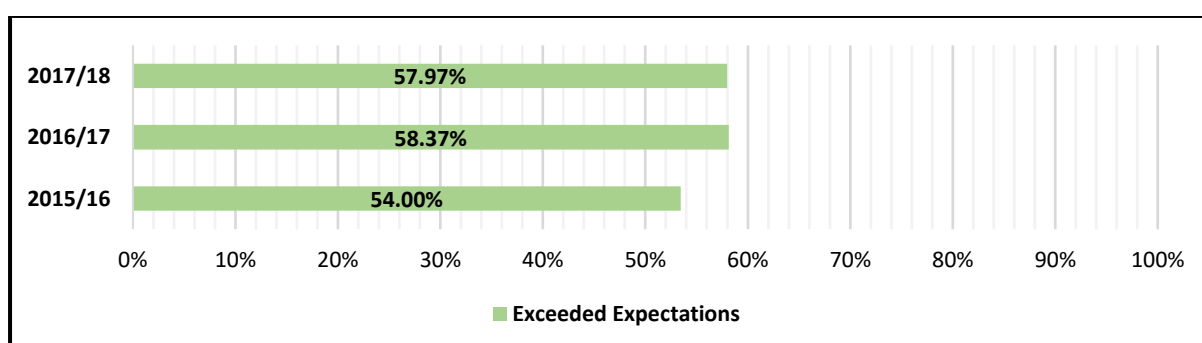
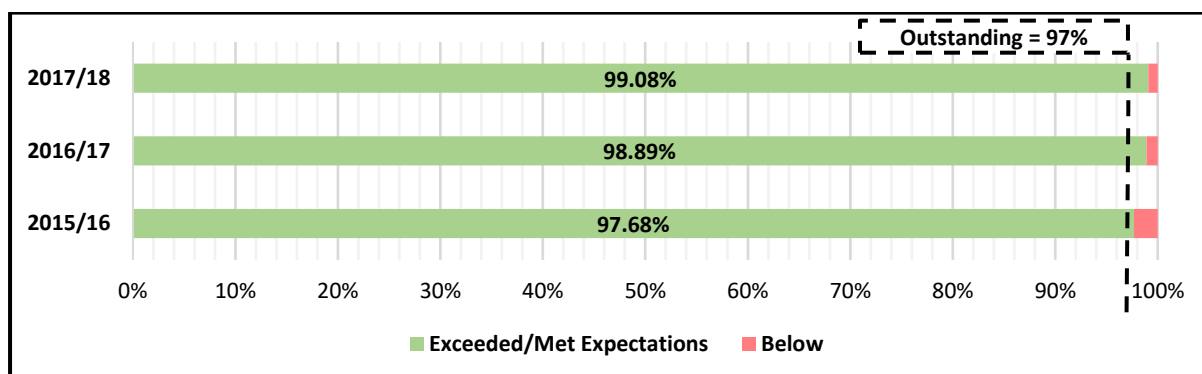
Summer 2017/18 Headline Results:

- ▲ The % of pupils who met and exceeded their expectations rose by 0.2% year on year to 99.08%.
- ▲ Over 92% of pupils met yearly extension targets, a rise of 2.3% year on year.
- ▲ The progress of ethnicity groups, including the three largest (WBRI, BAFR & BCRB) is outstanding.
- ▲ In the core subjects there is no gap in progress between PP and those not in receipt.

Substantial Progress: Woodlane High School has analysed the progress of all pupils in all subjects throughout the academic year 2017/18 and **progress is outstanding**. This is because the vast majority of pupils progress well from their different starting points and achieve or exceed standards expected within the school's own curriculum. 99.08% of pupil expectations are being met or exceeded, with 57.97% of expectations exceeded. Both of these headline figures are above the school's target of 97% and 50%.



Sustained Progress: Progress at Woodlane continues on an upward trend when historic data in **all subjects** is explored from 2015/16 – 2017/2018. Pupils make substantial and sustained progress, developing excellent knowledge, understanding and skills, considering their different starting points.



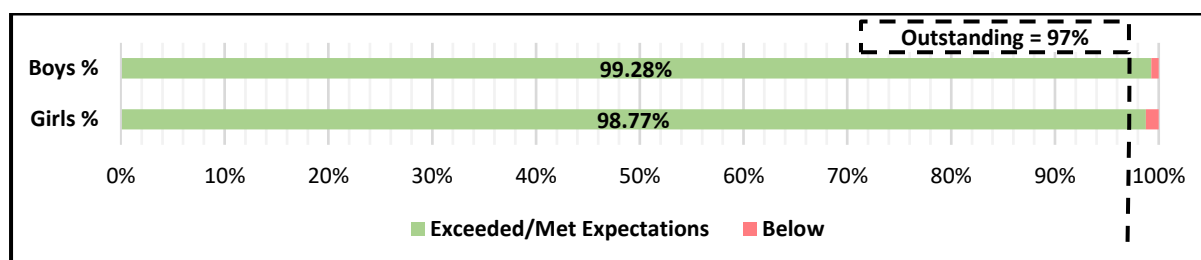
Individual Subjects: Within the core subjects, the headline data demonstrates outstanding progress, with a combined proportion of over 99% of expectations met and exceeded. Both English and Maths achieved over 99%, whilst Science is rapidly closing the gap on English and Maths. The proportion exceeding expectations was also over 50% in each of the core subjects.

Expectations Met and Exceeded – Summer 2017/18 (Core Subjects)			
	English	Maths	Science
%:	99.15%	99.25%	98.72%

Within the foundation subjects, the progress of all pupils is broadly similar, with subjects ranging from 100% to 95% meeting and exceeding expectations.

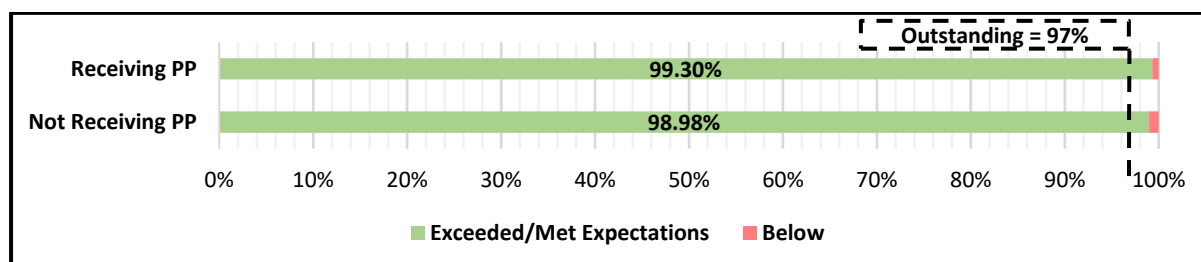
Expectations Met and Exceeded – Summer 2017/18 (Foundation Subjects)									
	Art	Computing	DT	French	History	Humanities	Music	PE	PSCHE
%:	100%	100%	94.74%	96.36%	96.83%	100%	100%	100%	100%

Analysis of Common Groups: Woodlane analyses the progress of all pupils by groups within English, Maths and Science, including; Gender, SEN, Ethnicity and Pupil Premium. The tables below show the largest groups within the school compared to each other. Analysis of additional target groups can be read within the full Autumn Term Progress Report. There is some variation in the progress of pupils based on their grouping, but gaps in progress are small, contributing to an outstanding judgement overall.



Whole School Analysis By Ethnicity – Summer (Top 3 Groups)							School Totals	
	Exceeding	%	Meeting	%	Below	%	Total	%
BAFR	42	68.85%	18	98.36%	1	1.64%	8	9.88%
BCRB	25	58.14%	18	100%	0	0%	6	7.41%
WBRI	107	65.64%	53	98.16%	3	1.84%	21	25.93%

Whole School Analysis By Primary SEN - Summer (Top 4 Groups)							School Totals	
	Exceeding	%	Meeting	%	Below	%	Total	%
ASD	144	68.57%	63	98.57%	3	1.43%	28	35.44%
SLCN	83	54.97%	67	99.34%	1	0.66%	18	22.78%
MLD	36	51.43%	34	100%	0	0%	9	11.39%
Other	26	43.33%	34	100%	0	0%	9	11.39%



Areas for Improvement: In 2018/19, Woodlane's key aims are to:

- Raise the progress of girls and Year 8 pupils in Maths.
- Raise the progress of SEND – Other and Ethnicity – MWBC/OMRC pupils in the core subjects.
- Raise the proportion of pupils exceeding exp. in the foundation subjects, particularly DT & French.