





# World Book Day



On Thursday 7th March we celebrated World Book Day. To mark this occasion, all pupils were off timetable participating in activities to encourage reading for pleasure, whilst both supporting and celebrating, the varied skills needed to engage in reading.

The national theme for World Book Day 2024 was "Read Your Way". Explaining this year's theme, the charity said: "World Book Day 2024 will celebrate that children are more likely to enjoy reading when their choices are championed and we make reading fun.

At Woodlane we invited pupils to see reading in many forms and contexts; activities included a whole school crime scene investigation - Mr Heapy was found unconscious. We had 4 suspects, pupils engaged in a chromatography task, to decide which suspect left the note, analysed finger prints, read clues and discussed motive and opportunity. The task climaxed with each class questioning our suspects based on the information they had gathered. This activity really stretched our pupils and they were in it from start to finish! It was truly inspiring, watching all classes engage in reading in such a creative way and encapsulated the team spirit of Woodlane. We are currently reading Louis Sacher's 'Holes' in year 8; Mr Freitas, was sent to Camp Green Lake to serve his punishment, for a prank gone awfully wrong!

Other activities throughout the day were focused on; positive affirmation, the power of words, pupils made keyrings and art with positive words, symbolism - learning about Harriet Tubman's Underground Railroad, cooking- reading recipes and creating 8 letter phrases with their cookies and Georges Marvellous Medicine inspired science experiments.

This was one of our best yet! 'Read Your Way' is an idea we continue to champion at Woodlane, providing support and opportunities to engage in reading, that is both pleasurable, and develops meaningful and positive experiences in reading.



# Craft Club



**"These are a few of the items that we have made at craft club. The children enjoy making items which they can later take home."**  
**(Tracey Tuitt)**



**"I liked making my puppet"**  
**Eddie**



**"I love doing colouring at Craft Club"**  
**Christian**

# Trip to the Science Museum



*In January 7JE and 8SI visited the Science Museum in South Kensington They watched an exciting show about light, matter and sound. They also got to try lots of hands-on activities in the Wonderlab. The friction slides and Kevin trying out the chair of nails were just two of the day's highlights*



# Read Write Inc.

## Phonics

This term at Woodlane, we have introduced Read, Write, Inc Phonics for some of our pupils. This is a Phonics and reading programme designed to support developing and emergent readers. All pupils across the school were assessed by our Phonics Leader, Mrs Hall and based on these assessments, if we thought your child could benefit from additional Phonics and reading support they started in their new Phonics and Reading groups in February.

At Woodlane, we have a mixture of group Phonics, small group Phonics and one to one Phonics sessions taking place to meet the needs of our pupils.

Phonics is taught in three phases: Set One, Set Two, Set Three.



Ms Hall

Set One Phonics covers the following sounds:

m a s d t i n p g o c k u b f e l h r j v x z w y (these are all single letter sounds – or graphemes)

Double letter sounds are then introduced at Set One (digraphs) sh, th, ng, nk.

Set Two Phonics covers the following sounds:

ay ee igh ow (as in blow) oo (as in too) oo (as in look, book) ar or air ir ou oy  
(Set Two starts to introduce three letter sounds- trigraphs)

Set Three Phonics covers the following sounds:


ea oi a-e i-e o-e u-e aw are ur er ow (as in brown) ai oa ew ire ear ure

Your child will be taught to say the sound for the letter and not the letter name, so 'm' as in 'mat', not 'em';

's' as in 'sun' not 'es'.

A pronunciation guide is available here:

<https://www.oxfordowl.co.uk/for-home/reading-owl/find-a-book/read-write-inc-phonics--1/phonics-pure-sounds-video>



# FRED THE FROG

Read Write Inc.  
Phonics



First, pupils are introduced to a toy frog called Fred. Fred can only say the sounds in a word and pupils need to help him read the word.

## Reading Books

### Green Words


Green words are important words that the children will encounter in the story that they can phonetically decode. They are split into Speedy Green (words that they will encounter often) and Story Green (words that are specific to the story).

Firstly, pupils practise reading these words together with their teacher. They discuss the meanings of these words where needed so that they understand this new vocabulary before they begin reading.

### Red Words

Some common words contain tricky spellings that are not shown on Read, Write, Inc speed sounds charts - we call these Red Words. For example, in 'said' the tricky letters are 'ai' but the sensible letter would be e.


We challenge the children to read the Red Words speedily. First, we think out loud to decide the tricky letters.



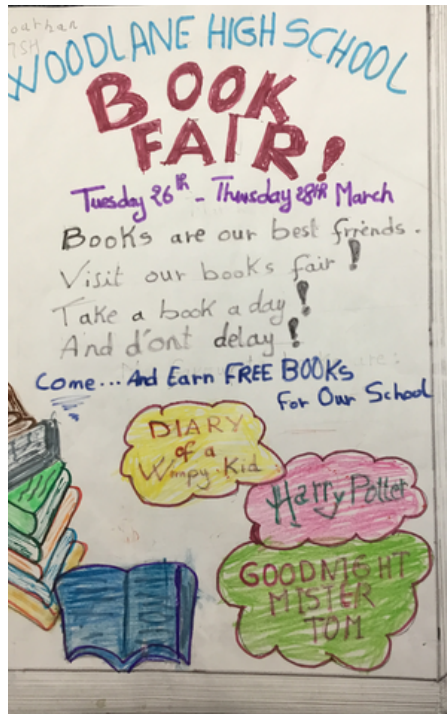
# BOOK FAIR POSTER WINNERS

We had a very high standard of poster entries this year which made choosing the winners very difficult for the judges!

Congratulations to the six winners who all go home with a £5 book token and their posters displayed around the school.



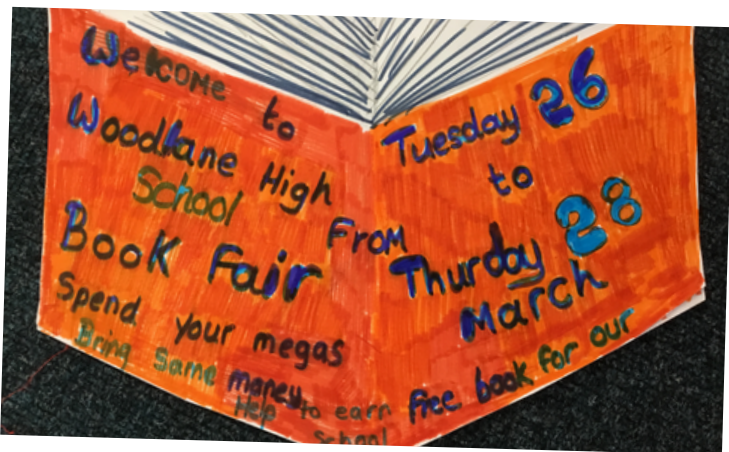
**Summer, Year 9**




**Nourhan, Year 7**



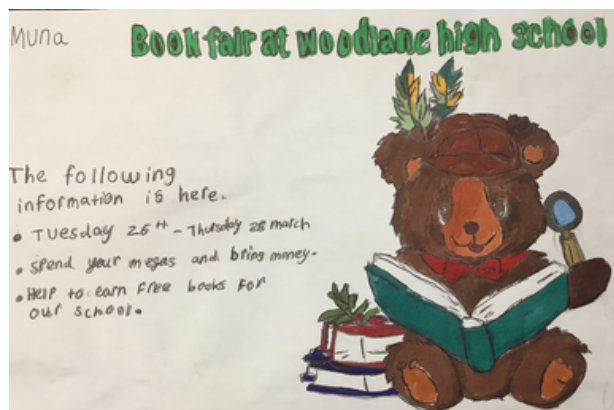
**Jaylen, Year 10**



**Reilly B, Year 7**



**Eddie, Year 10**



**Muna, Year 9**

# Flower Competition

This year, as usual, some of our students took part in the LFS daffodil competition.



We have won 7 certificates and the students are very proud of their plant growing efforts .

The winners are: Eddie, Christian and Anastasia in Y10SW, Ifa in Y11SB, Theo in Y9NM and Tamara and Farah in Nurture KS4.

Farah said she enjoyed growing their own flowers and Theo and Ifa are proud of their gardening efforts.

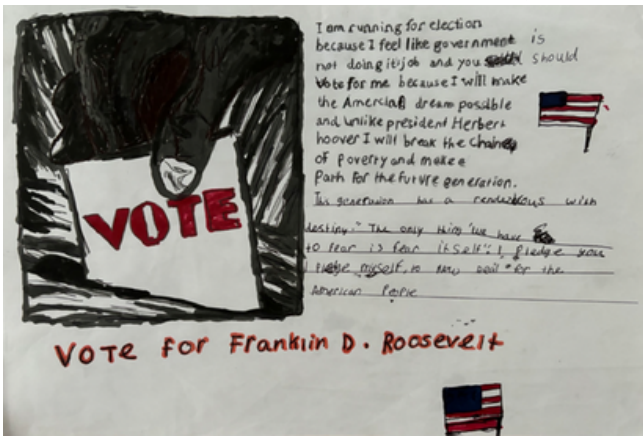
Well done to the young gardeners!

## Nurture Class Coffee Morning

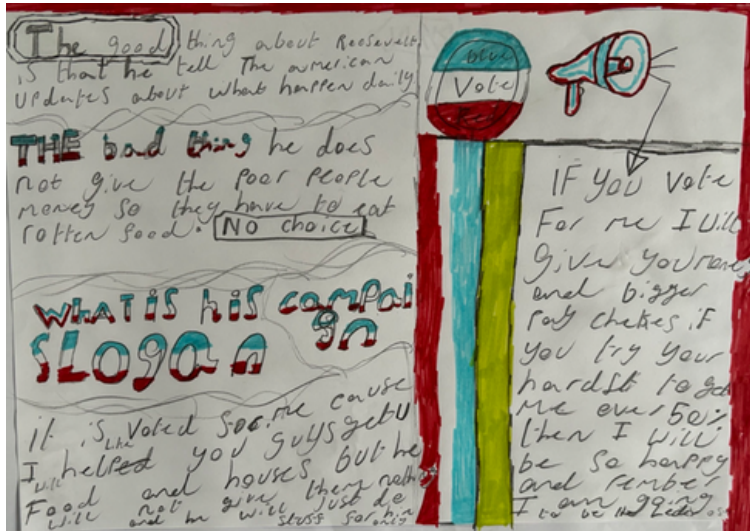
The Nurture Resource had their first coffee morning. Parents had a chance to have a chat and a cuppa and look at their children's work. Then Nurture pupils came down to join them, and read a favourite book with their parents and friends. It was a great event, and we hope to do more events like this in the future.



# History Lessons Year 9





Year 9 historians have been looking at the Wall Street Crash that happened in American in 1929. This bank and business crash destroyed the money that Americans made in the 1920s leading to people being homeless and jobless. Our final lesson before moving on to study Hitler and WW2 looked at how the Wall Street Crash led to President Hoover being voted out of power and President Roosevelt being voted in to power. Muna, Summer and Ryan made excellent presidential campaign posters for President Roosevelt, which are on display in the history room.



## STEM LESSONS

KS3 STEM lessons have certainly got the pupils excited and full of creativity! Projects have tapped into our engineering minds from rollercoasters to windmills; foosball tables to animators. Here are some highlights from the groups taking part.



# MAKATON AT WOODLANE



Ms Winskell

This term, we have continued to integrate Makaton into our communication throughout the school.







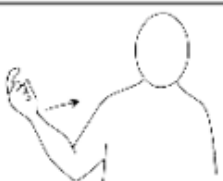
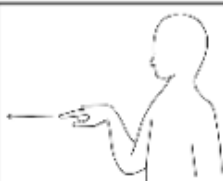
Talking does not just involve speaking. Makaton is a language system, in which signs and symbols accompany spoken and written language to support communication. We also use facial expression, eye contact and body language to give as much information as possible.

Makaton develops language skills such as comprehension, recall and the organisation of language.

To find out more, and access a number of resources, follow the link to the Makaton website:

[https://makaton.org/TMC/About\\_Makaton/What\\_is\\_Makaton.aspx](https://makaton.org/TMC/About_Makaton/What_is_Makaton.aspx)

Have a go at signing these sentences!

I will <u>go</u> to <u>work</u> .		play		work
I <u>talked</u> to <u>you</u> !		read		write
I can <u>play</u> with you.		talk		walk
<u>You</u> write, <u>I</u> will <u>read</u> .		come		go
























For more signs, check out the Woodlane Sign Sharing booklet!



# Cheesecake Recipe


Nurture Class are delighted to share their cheesecake recipe with you as a delicious Easter treat to share with your friends and family.

butter

  <p>Put cream cheese into a bowl and</p>   <p>add two tablespoons of icing sugar.</p>	
  <p>Add a tablespoon of single cream</p>   <p>at a time and beat until firm.</p>	
  <p>Squeeze half a lemon.</p>	
 <p>Add lemon juice and give one more</p>  <p>mix.</p>	
  <p>Next, put biscuits in a freezer bag</p>   <p>and crush with a rolling pin.</p>	



With adult help, melt butter



in the microwave for 20 seconds.



Add melted butter to biscuit crumbs



in a separate bowl and mix well.



Press biscuit mix into bottom



of food box.



Spoon the cream cheese onto biscuit base.



Make it smooth with the back of a spoon.



Use mandarin pieces to decorate. Chill



in the fridge for a few hours before eating.



# A BIG THANK YOU

Well done to the school community who has raised a very respectable £130 for Comic Relief. Thank you to Mandy for organising this fun event where pupils came to school dressed in blue, red or gold.



## LPPA UPDATE

Woodlane are currently undergoing the process of reassessment for the LPPA award. The award is based around developing positive relationships with parents. Woodlane was previously awarded the LPPA back in March 2020.

The award focuses on 6 key areas which are; Transition, Participation, Communication, Guidance, Induction and Home-School links.

As part of the process parents, governors, pupils and staff will be involved to help demonstrate the ongoing commitment and work that takes place within Woodlane.

We hope to be able to share good news following the reassessment visit!

If you would like to know more about the award, information can be found at:

<https://www.awardplace.co.uk/award/lppa>



# Performing Arts Theme Day



On Wednesday 20th March, Woodlane pupils were treated to a range of exciting performing arts opportunities. Chris Thatcher, a professional puppeteer, involved pupils in an engaging workshop, whilst the National Theatre online captivated pupils with a live theatre and popcorn experience from the comfort of their classrooms!



Dressing-up was very much one of the highlights of the day, from making and designing costumes, dressing as famous characters, to guessing who was beneath the Minion (it was Kevin!!)



Thank you to Mrs Hall, Ms Corless and all the other staff who came together to make this such a memorable day!



# Year 11 Work Experience



## Debbie Watkins, Careers Advisor

Year 11's spent a week learning about the world of work in their five-day work experience. The students worked hard enjoying the challenge of working, gaining experience and building on skills in preparation for their future career paths.

Every student is a credit to our school. Positive feedback from employers who gave us work placements, said how hard working and polite our students were, and a pleasure to have. We had some lovely emails from employers, so all should be proud!



## Year 9 Synagogue Trip

We went to the Holland Park Sephardi Synagogue as part of our RE learning development. Going to the synagogue provided a first-hand experience of the religion and it's practices. Below are a few comments from the Year 9's about: how they found the trip/what they learnt from the trip.

Mael – 'I liked the way the scroll felt, it was very soft.'

Maia – 'I really struggled when blowing the shofar, I'm not sure how people can actually do that.'

Lewis – 'There was a lot of gold everywhere, it felt expensive.'

Maisie – 'Going upstairs was nice, there was a better view of everything which shows that they see women as important.'

James – 'The boys all wore a skull cap, we kept it on until we were leaving the synagogue.'

# Free Creative Music Workshops



Register by 30th

April

If your child is visually or hearing impaired, the Tri Borough music hub is running 3 consecutive weekends of musical activity at the RCM in June/July. For more information, please visit

<https://www.triboroughmusichub.org/support-us/about-tri-borough-music-trust/>



For more information on activities over the Easter break, please visit the 'Spring Spectacular' activity programme.

[www.lbhf.gov.uk/springspectacular](http://www.lbhf.gov.uk/springspectacular)

This leaflet is available online and contains a range of exciting FREE events.

**Have a wonderful Easter break!**

**Pupils return to school on Tuesday 16th April**