

Comparison with Other Schools

National Rank

A key way to evidence the excellent progress of pupils at Woodlane is by comparing available data with other schools. This published data is downloadable from: <https://www.compare-school-performance.service.gov.uk/download-data> and also available through Analyse School Performance. This is the full-dataset from all schools in the country and it is possible to filter down further to undertake direct comparisons with individual or groups/categories of schools.

The most realistic comparison is with SEND schools who cater for the same age ranges as Woodlane. This leaves a comparison with 421 schools classed as Community SEND Schools at the end of the academic year 2018-19. The number of Community SEND schools has fallen once again, from 459 in 2017-18, 492 in 2016-17 and 563 in 2015-16. When ranking all the schools by Progress 8, Attainment 8 or Total Attainment 8 scores, it is possible to see where Woodlane ranks nationally. Some of these school's results were suppressed due to small cohort sizes.

Progress and Attainment – Published Scores

Woodlane's published scores are as follows:

Progress 8: -1.72 (+0.14 points on 2017-18)

Attainment 8: 8.6 (+1.5 points on 2017-18)

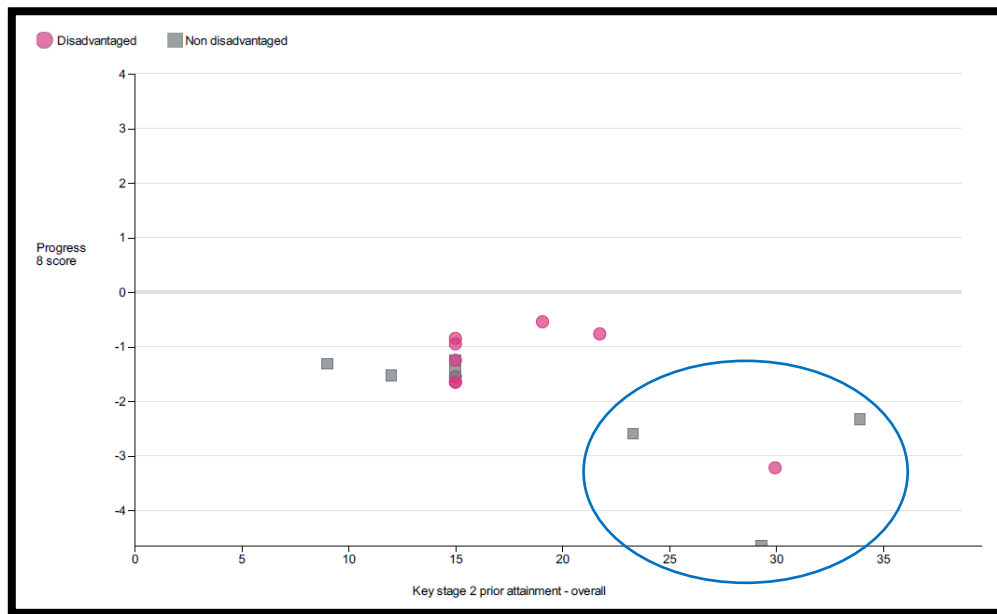
Total Attainment 8: 163 (+50 points on 2017-18)

The formal published scores above show that overall, all areas have improvement year on year, with the total attainment score in particular, improving by 50 points. This demonstrates the school's continued focus on pursuing qualifications that are meaningful, suitable for the cohorts being delivered to, and where possible approved by the DfE.

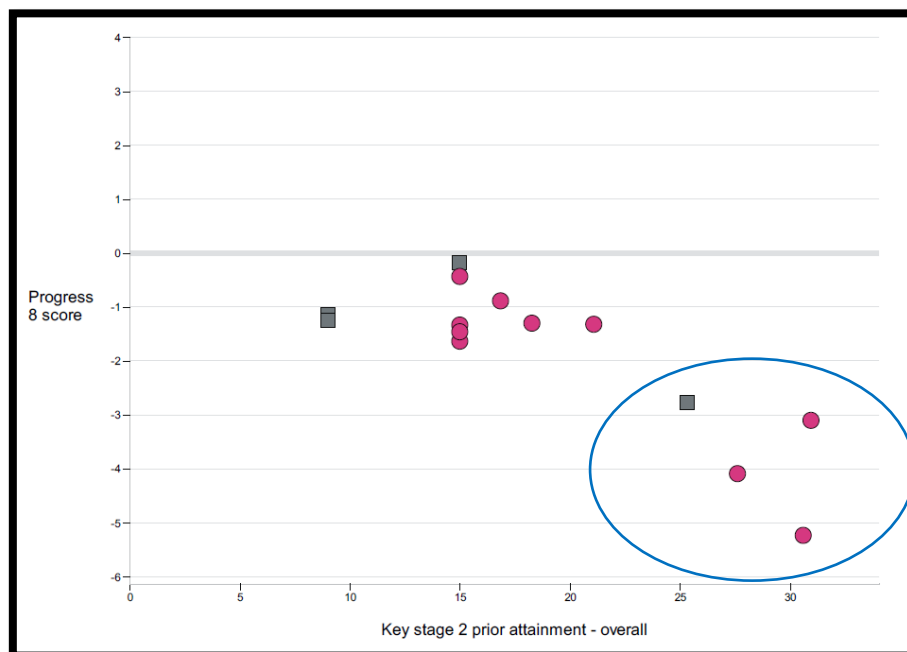
However, the scores above are heavily influenced by the Medical Needs Unit provision, a situation unique to Woodlane High School. This is particularly the case with the Progress 8 score. This data includes pupils who are formally on-roll at Woodlane but attend the MNU pupil prior attainment (KS2) is very high comparative to other Woodlane pupils, and these pupils will have previously attended mainstream provision earlier in their school life. Due to substantial mental health or medical needs these pupils have since missed significant periods of their schooling and are rarely able to complete qualifications that meet their expected progress, (Value Added) score. This leads to MNU pupils having significantly lower scores for progress 8 compared to Woodlane's main school pupils.

Pupils who are on roll at Woodlane due to their learning difficulties or SEND usually achieve within the range 0 to -1.5. Whilst MNU pupil Progress 8 scores fall within the range -2 to -5. These differences in a small cohort significantly impact the overall school progress score.

The graph below demonstrates this difference in 2018-19, with the four lowest scoring pupils within Progress 8 (circled bottom right) all attending the MNU.



For reference, the year before (2017-18) demonstrates the same pattern, with MNU pupils circled again within the graph.



Progress - Adjusted for the MNU

This is a situation unique to Woodlane. Therefore, the school has adjusted the dataset from this point forward, removing pupils who are part of the MNU from the data. This adjustment was completed on the ASP dataset which includes the raw data.

The adjustment produces the following Progress 8 score:

Progress 8: -1.29 (Progress 8 improves by 0.43 when adjusted)

This analysis provides a true value-added score for the pupils who receive their full-time education at Woodlane, and demonstrates the excellent progress of pupils within the school, particularly when compared to other SEND schools. All further analysis on Progress 8 in this document uses this adjusted score.

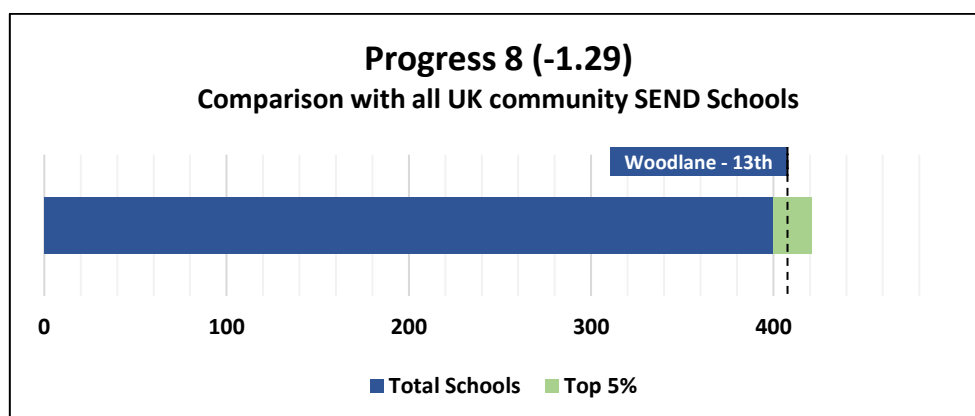
Progress 8

Progress 8 is a score that shows how much progress pupils have made between the end of key stage 2 and the end of key stage 4. These pupils are compared with their peers across England who achieved similar results at the end of that key stage.

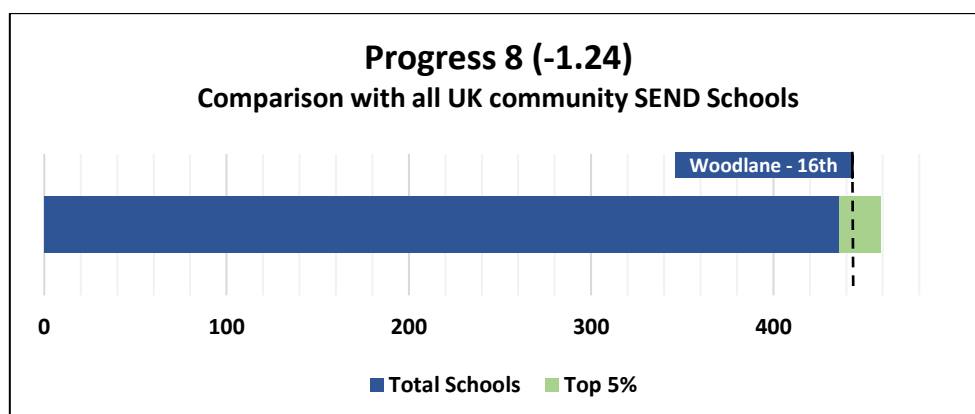
The Progress 8 score is determined by how well pupils perform in up to 8 qualifications, which include; English, Maths, 3 English Baccalaureate qualifications including Science, Computer Science, History, Geography and Languages, as well as 3 other approved qualifications. Not all qualifications offered at Woodlane are approved under the Progress 8 Performance Tables. This score is more significant as a measure for mainstream provisions. However, if used with caution it can be useful for SEND too.

Using the adjusted score of -1.29, the school was ranked 13th nationally, a rise of 3 places from 2017-18, and 56 places from 2016-17 (when MNU pupils were present within the data). Prior to that year, Woodlane ranked 19th in 2015-16. Woodlane consistently ranks well inside the top 5% of schools nationally.

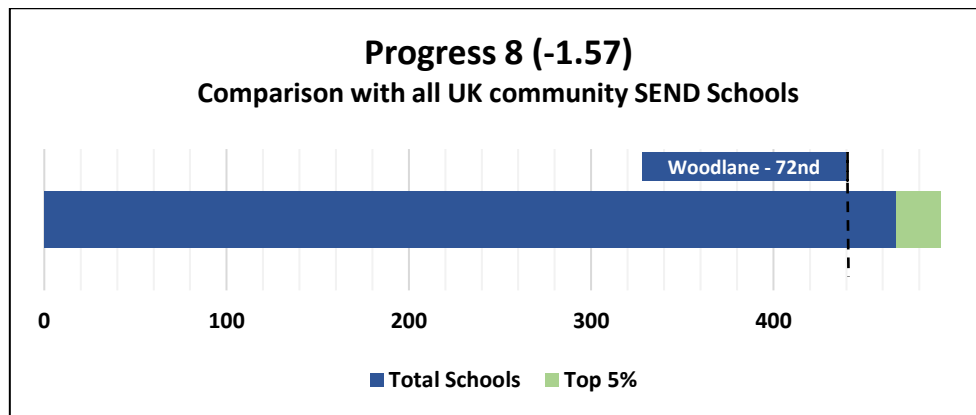
2018/19 Progress 8 Rank



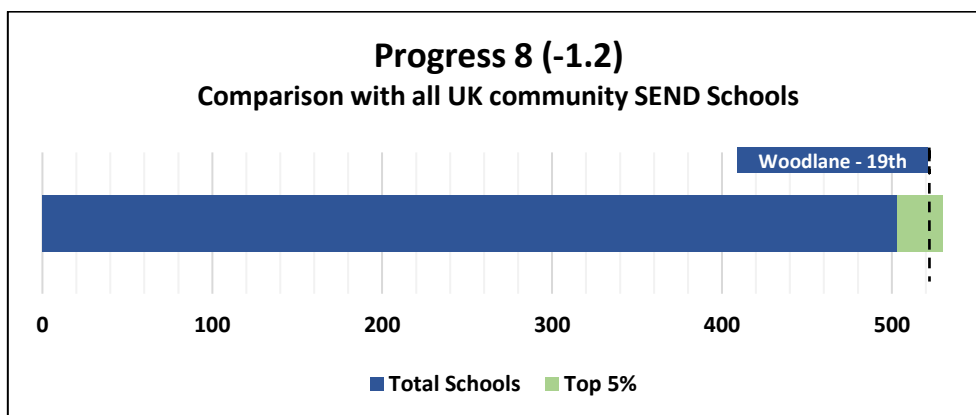
2017/18 Progress 8 Rank



2016/17 Progress 8 Rank



2015/16 Progress 8 Rank

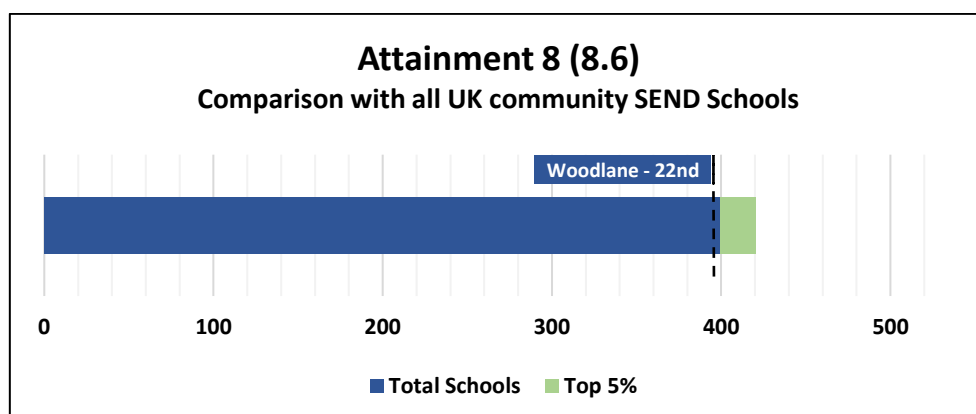


Attainment 8

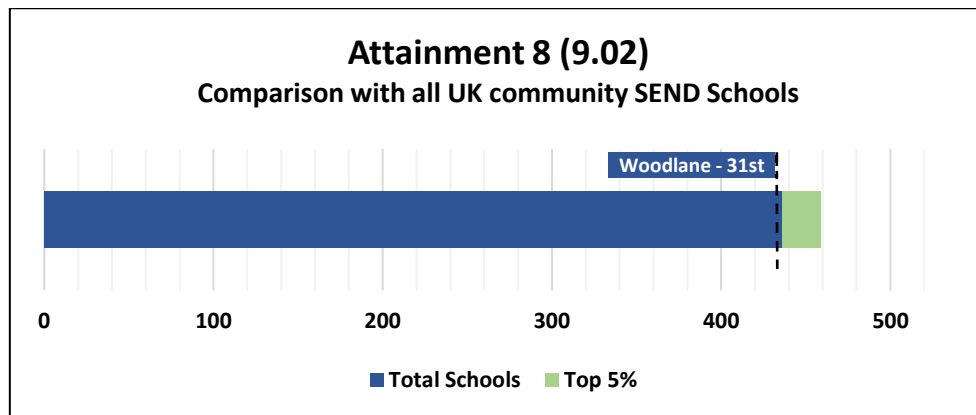
Similar to Progress 8 (above), the Attainment 8 score is determined by how well pupils perform in up to 8 qualifications, although it does not take in to account the pupil's start point (KS2) and their value-added progress. This score can be used as an indicator of the range of qualifications on offer, the recognition given to these qualifications and pupil's success when completing them.

Using Woodlane's Attainment 8 score of 8.6, the school is ranked 22nd nationally. The score of 9.02 the previous year was higher, but the school was ranked 31st nationally. This suggests that although Attainment 8 scores at Woodlane have reduced, this is in-line with SEND schools across England – which have, in general, seen more significant reductions.

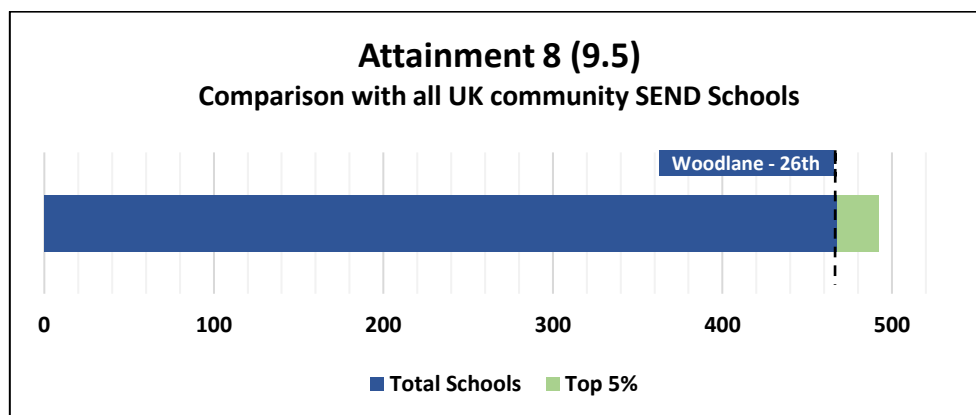
2018/19 Attainment 8 Rank



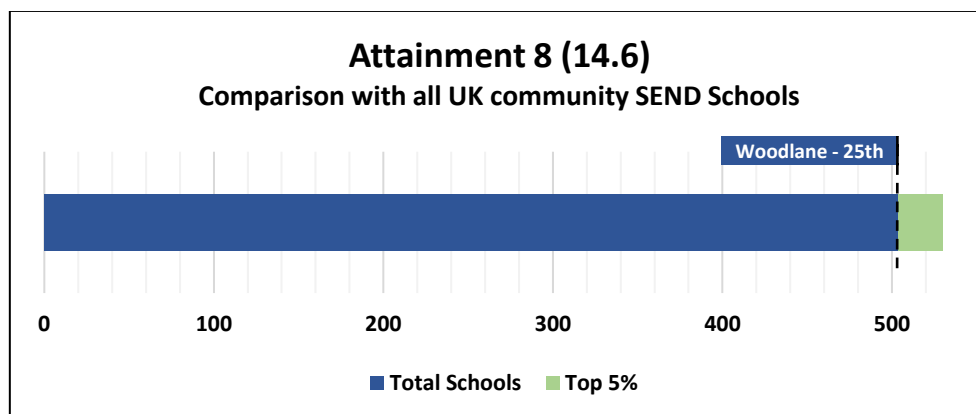
2017/18 Attainment 8 Rank



2016/17 Attainment 8 Rank



2015/16 Attainment 8 Rank



Total Attainment 8

The Total Attainment 8 score is the sum of each pupil's Attainment 8 scores. This is no longer the sum of all qualifications achieved by pupils at Woodlane for the last Year 11 cohort so is difficult to compare with previous years.

This change in the way Total Attainment is calculated, alongside increasingly challenging GCSE qualifications has contributed to a decrease over time, however it can still be a useful indicator.

Woodlane's score of 163 places it 22nd nationally. This rose from 108.25 the previous year (54th nationally). Woodlane's published score of 218.8 in 2016/17 meant that Woodlane was ranked 12th in the country for total attainment, moving up 2 places from 2015/16 when the school was ranked 14th. It is important to note that during that academic year, Total Attainment fell by almost 90 points year on year, but Woodlane's position nationally improved.

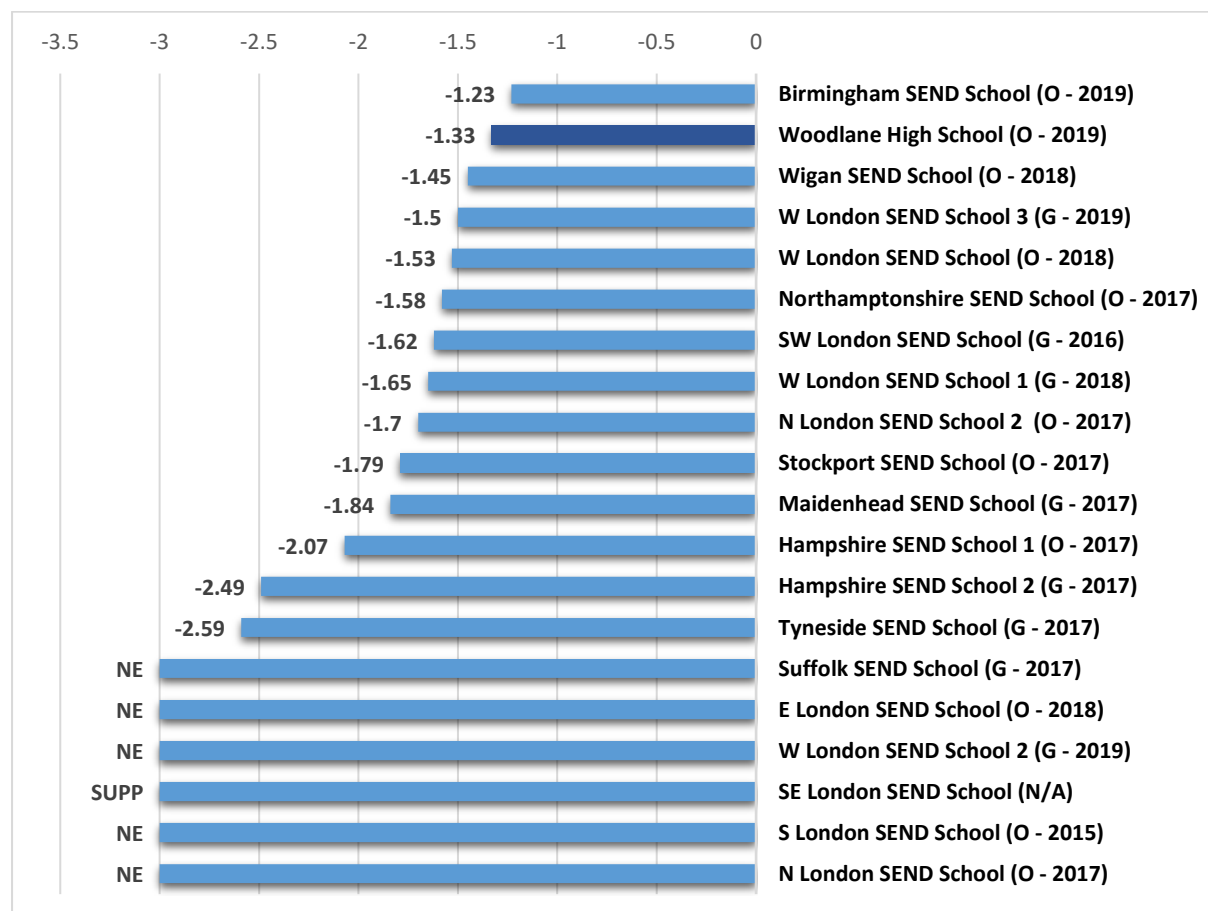
Partnership Schools and Direct Comparisons

To explore these scores in greater depth, Woodlane has conducted specific analysis on the published data of the following schools. These schools are both local to Woodlane and wider afield. These schools include:

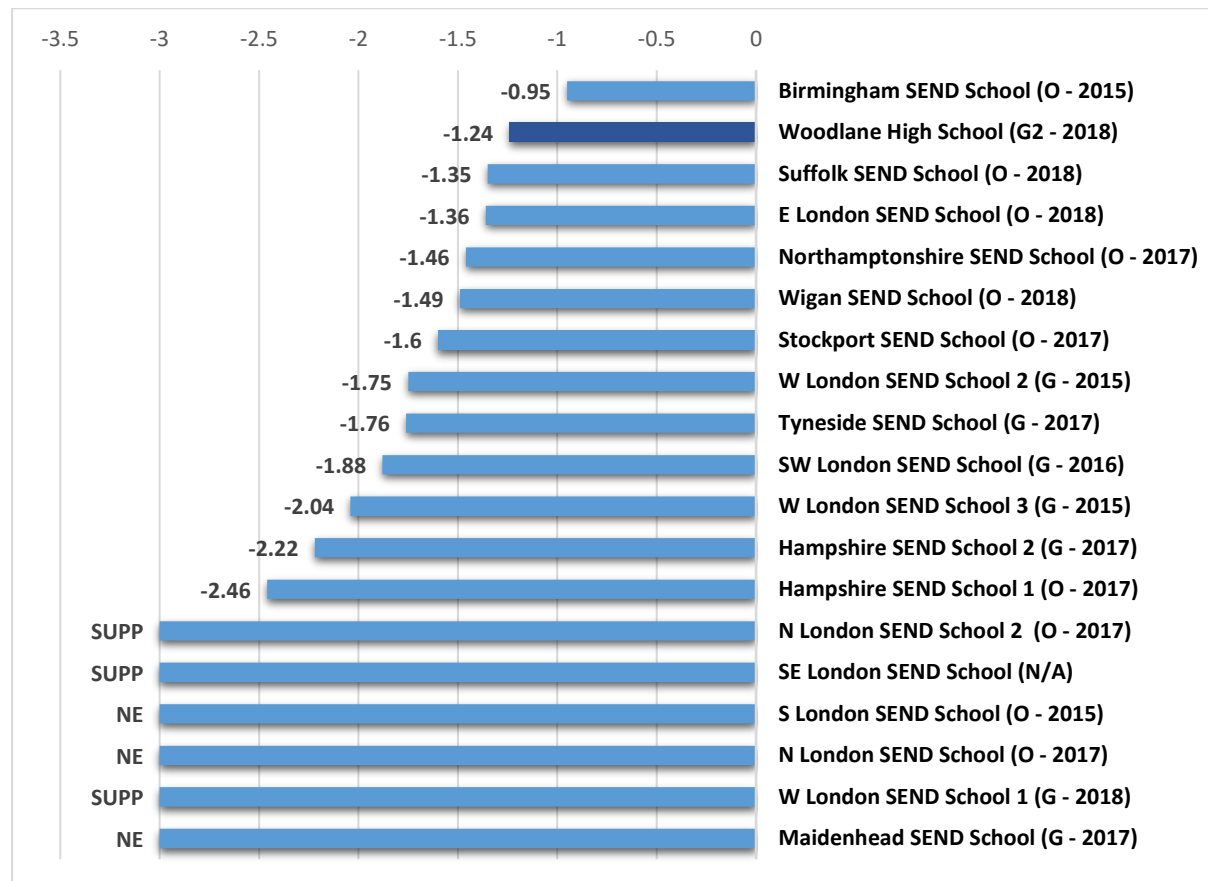
- SEND schools who were graded as outstanding in 2019-20 under the new Ofsted guidance,
- SEND schools who were graded as outstanding in 2017-18 or 2018-19 under the previous Ofsted guidance,
- Schools with whom Woodlane has historically compared data or has a link with,
- Schools within our local authority area; Hammersmith & Fulham or the locally within London.

One of Woodlane's unique selling points is the high number of quality qualifications on offer and extensive support for pupils to achieve these. Woodlane has a comprehensive GCSE curriculum which not only scores highly in these comparisons, but allows Woodlane pupils to make rapid progress, going on to further education and preparing them for the future. The tables below demonstrate that this dedication to higher level learning places Woodlane amongst the highest achieving special schools. Two years of data demonstrate this continuing trend.

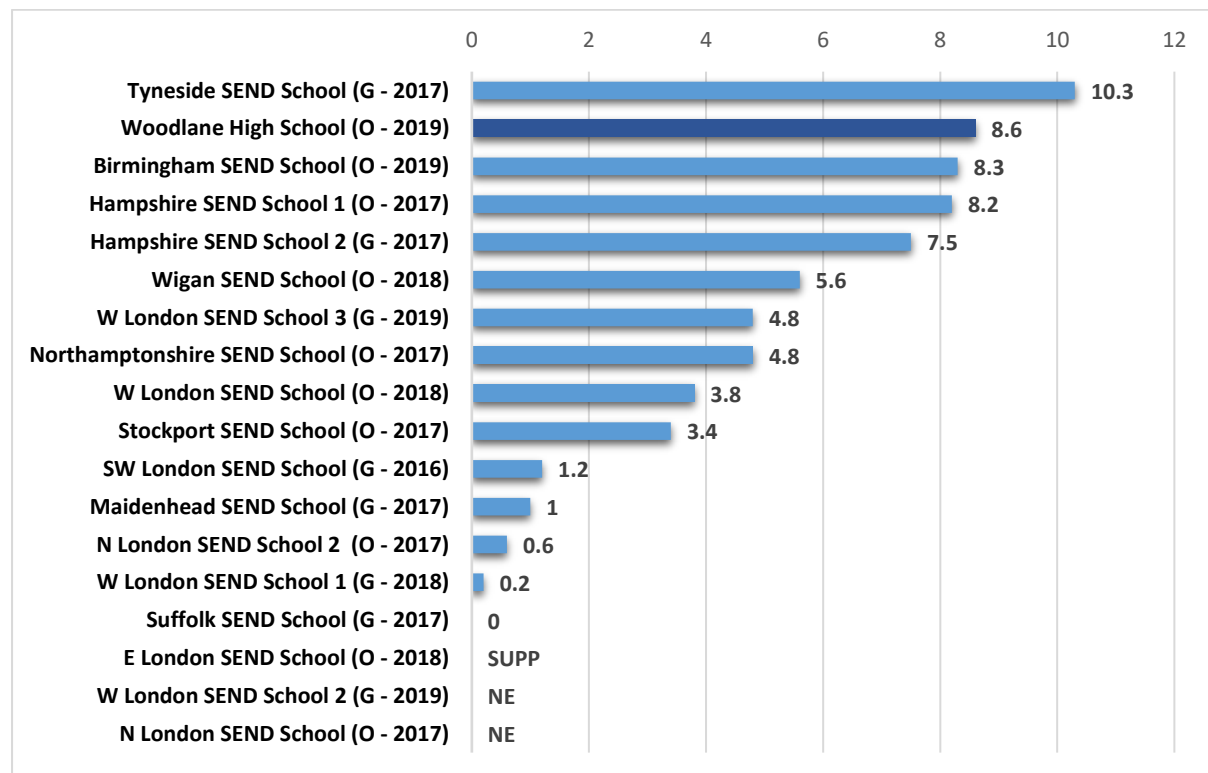
2018-19 Progress 8 Comparison



2017/18 Progress 8 Comparison



2018/19 Attainment 8 Comparison



2017/18 Attainment 8 Comparison

