




# Supporting pupils with their qualifications



## Supporting Students in Year 11

Here are a few tips on how to help your child with their upcoming GCSEs and other qualifications. Some exam stress is common, but with your help we hope we can reduce anxiety and achieve the best possible results through good preparation.

Entry for GCSEs is attendance, ability and progress dependent. Students are monitored throughout their time at Woodlane to ensure that the qualifications are suitable for them. Some students will be doing different qualifications and not all students will take GCSEs. Ask your child or contact Miss Corless (Assistant Head KS4) or Mr Freitas (Exams Officer) at the school if you are unsure what subjects are being studied.



### Supporting all subjects:

- Practise past exam papers. This will greatly benefit students. Find the correct exam board on the following information sheets and include that in a Google search for GCSE Past Papers.
- The BBC Bitesize website contains a wide range of information on all GCSE subjects. Students can complete practice quizzes and use the study guides.
- Plan, prepare and discuss the exams with your child. Exam anxiety is normal and there are many ways to help with this. Have a look at some of the attached information packs to get some ideas about preparing and revising.
- Most students will receive 25% extra time for each of their GCSE exams. Students are tested by the examinations boards and anyone who qualifies for further support, i.e. a reader, a scribe, etc, will have that support applied for and if appropriate supplied.
- Create a homework and revision schedule with your child. Plan for time each night to do set homework or work through any of the exam support listed on the following pages.

### Supporting Entry Level/Equivalency Qualifications:

- These are not the same as GCSEs but are a recognised qualification that tests pupil's ability at a lower level across all subjects. Where students do not meet the entry-requirements for a GCSE they will have the opportunity to complete an Entry Level or an Equivalency. They may also take them as a backup qualification in case things go wrong.
- Students should ensure they understand the correct words, terms and phrases that are commonly used in each subject to enable them to answer questions independently.
- The Step Up to English course replaced the Entry Level and focuses on a range of topics designed to develop skills in reading, writing and spoken language. Students will achieve a silver or gold award.
- In French and DT subjects, an Entry Level equivalency course is now running alongside a GCSE.
- All Entry Level examinations are internally-set. Students will receive suitable prior notice, and the school website will be updated to highlight these dates.

## Supporting progress in GCSE English Language and English Literature:



- **Exam Board:** AQA
- **Texts:** Students completing the **Language and Literature GCSE** are studying a range of texts, including *A Christmas Carol*, *An Inspector Calls* and *Macbeth*. Copies of these have/will be sent home when relevant. Although it is not necessary to purchase these books, please discuss them with your child, (you can find extracts on the internet) and help them prepare for the range of questions that will be asked.

- **Exams:**

### English Language

- **Paper 1: 'Explorations in Creative Reading and Writing'**

- **Section A:** Students will be asked to consider how established writers use narrative and descriptive techniques to capture the interest of readers using extracts from novels and short stories from the 20<sup>th</sup> or 21<sup>st</sup> century.

- **Section B:** Students will be asked to produce a piece of descriptive or narrative writing. As a stimulus for students' own writing, there will be a choice of scenario, written prompt or visual image.

- **Paper 2: 'Writers' Viewpoints and Perspectives'**

- **Section A:** Students will be given two linked texts (sources) from different time periods and genres in order to consider how each presents a perspective or viewpoint to influence the reader. The sources will be non-fiction and literary non-fiction. They will be drawn from the 19<sup>th</sup> century and either the 20<sup>th</sup> or 21<sup>st</sup> century depending on the time period assessed in Paper 1.
- **Section B:** Students will produce an extended piece of writing related to the theme of Section A. It will specify audience, purpose and form. Students will be given a range of opinions, statements and writing scenarios to provoke a response.

### English Literature

- **Paper 1: 'Shakespeare and the 19<sup>th</sup> Century Novel'**

- **Section A:** Students will answer one question on *The Tempest*. They will be required to write in detail about an extract from the play and then to write about the play as a whole.
- **Section B:** Students will answer one question on *A Christmas Carol*. They will be required to write in detail about an extract from the novel and then to write about the novel as a whole.

- **Paper 2: Poetry**

- **Section A:** Students will study one cluster of poems from the AQA Poetry Anthology *Poems Past and Present*. We have chosen the *Power and Conflict* cluster. There are 15 poems in this cluster. Poems are from 1789-present. Students will answer one comparative question on one named poem and one of their choice from the same cluster.
- **Section B:** Unseen Poetry: Students will answer questions on one unseen poem and one question comparing this poem with a second unseen poem.

## Supporting progress in GCSE Science Biology and Entry Level Science:


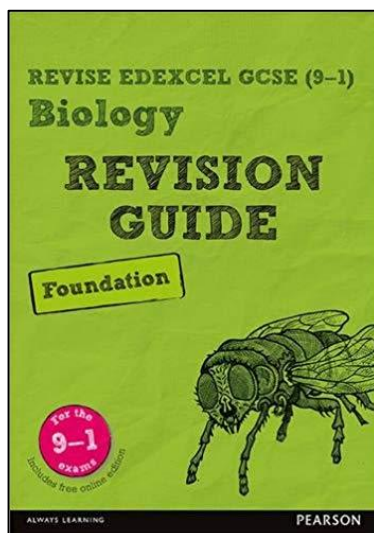


- **Exam Board:** Edexcel
- **Qualification:** GCSE Biology and Entry Level Science
  - The school has switched to the GCSE in Biology, and those pupils who are GCSE ready will take this qualification.
  - All students will also take the Entry Level Science.
- **Questions:** Practice reading questions, completing maths operations and problem solving: Two common problems for pupils in the Science qualifications are not understanding the question that has been asked and inability to use correct formulae and mathematical operations to solve the problem. Read books, magazines and newspapers related to Science with your pupils to get used to the terms and phrases used. Go over the examples of problem solving shown in different topics on GCSE Science Bitesize website and use it as a template for making new practice tasks.
- **Exams:**
  - GCSE pupils will complete 7 practical tasks in lesson time which are a requirement of the GCSE curriculum.
  - GCSE pupils will complete two exam papers for Biology: The exams will take place in May/June and will test student's knowledge on all the topics within the Biology curriculum. Each test is 1 hour and 45 minutes long. Each paper is worth 50% of the final grade.
  - The new GCSE curriculum awards pupils with Grades 9-1 rather than A\*-G.
  - There are eight short exams for the Entry Level which will be taken at the end of a topic during school time. Notice will be given and revision materials provided.
- **Support:**

Students can use BBC Bitesize website as a free revision guide:  
<http://www.bbc.co.uk/schools/gcsebitesize/science/edexcel/>

Make sure your child uses the website to revise topics. The school will also run a Science after school club closer to the time of the GCSE exam for Year 11 pupils.
- **Books:**

Although books are not essential due to the large amount of free support available online, you can purchase a revision guide and workbook for GCSE Biology Edexcel for **Foundation Level** for around £5 each.





## Supporting progress in GCSE Mathematics:

### Exam Board: AQA

- **Exams:**

- The GCSE Maths qualification will consist of 3 exams (2 calculator and 1 non-calculator).
- Pupils will have 1h 30m to complete each exam paper.
- The new GCSE curriculum awards pupils with Grades 5-1 rather than C-G.

- **Questions:**

- A large proportion of the questions will be word problems. Being able to understand the terms and phrases used will ensure pupils can answer the questions correctly.
- Revising with past exam papers will really help pupils to become accustomed to the type of questions that they will encounter in the actual exam.
- Pupils should always show their working out for questions that are more than 1 mark.

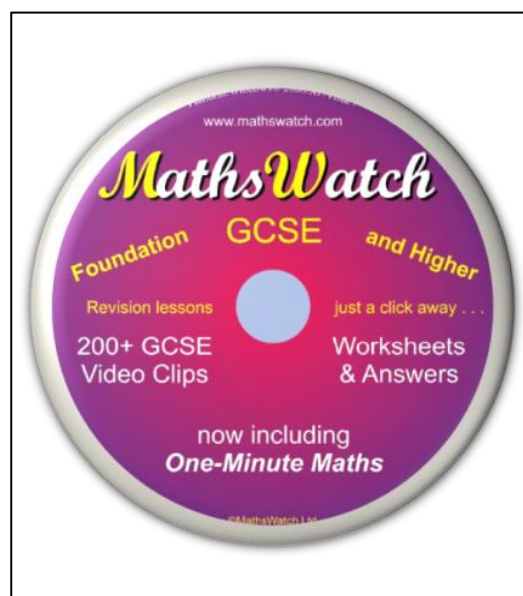
- **Websites:**

<https://mathsmadeeasy.co.uk>

- Pupils have access to exam style questions grouped by grade and topic. This is extremely useful when pupils require exam practice in specific topics.
- Pupils can view and print actual past exam papers to help them prepare for the final exam. Mark schemes and video solutions are also provided for pupils to check their answers.

- **MathsWatch:**

- GCSE pupils are encouraged to loan the MathsWatch DVD from school.
- This provides pupils with full access to video clips and worksheets for all topics in the new GCSE Curriculum.
- Pupils have access to exam style questions grouped by grade and topic. This is extremely useful when pupils require exam practice in specific topics.





## Supporting progress in **Functional Skills Mathematics:**

- **Exam Board:** NCFE
- **General:**
  - This is an ideal qualification for pupils wishing to develop practical, transferable skills in Mathematics in order to work confidently, effectively and independently in life.
  - The NCFE Functional Skills qualification in Mathematics is available at Level 1 and Level 2.
  - Level 1 is equivalent to GCSE Grade 1 (F), while Level 2 is equivalent to GCSE Grade 4 (C).
  - This qualification is widely recognised and valued by schools, colleges and employers.
- **Exam:**
  - There is one online exam which is 2h long, with a pass mark of around 60%.
  - The teacher can arrange the date and time of the exam for each pupil.
  - Pupils will receive their result one week after they sit the exam.
  - Pupils can sit the exam multiple times throughout the year, until they reach the pass mark and achieve the qualification.
- **Questions:**
  - A large proportion of the questions will be word problems. Being able to understand the terms and phrases used will ensure pupils can answer the questions correctly.
  - Pupils should always show their working out for questions that are more than 1 mark.
  - Questions are based on solving problems related to everyday life.
- **Exam Practice:**
  - [www.qualhub.co.uk/delivery-and-learner-support/legacy-functional-skills/assessment-resources-prep/sample-papers/](http://www.qualhub.co.uk/delivery-and-learner-support/legacy-functional-skills/assessment-resources-prep/sample-papers/)
  - Pupils can sit functional skills practice assessments online using this link.
  - Practice assessments have the same format as the actual exam and test similar concepts.
  - The practice assessments are also available in paper format, which the pupil can work on at school or at home.

## Supporting progress in WJEC Entry Level Pathway: **Preparing for Work (Design & Technology)**

- **Exam Board:** WJEC
- **Qualification:** This qualification has replaced both Textiles and Product Design this year. It is a course designed for students who wish to study a wider range of skills and may find it harder to complete a GCSE exam/coursework or require additional support for life skills. One group will focus more on Textiles, whilst the other will focus on Cooking. This course also includes elements such as:
  - o Food and Health
  - o Food Preparation
  - o Basic Cooking
  - o Basic Product Design
  - o Introduction to the Industry
  - o Serving food and drink
  - o Customer service in the Hospitality Industry
  - o Health Safety and Hygiene.

Pupils will be completing a maximum of 7 Units from Preparing for Work focusing on either Food, Cooking and Safety and Hygiene or Textiles and Product Design. Completing a minimum of 8 credits will grant them an Entry 3 Award, if completing all the units (15 credits) students will obtain an Entry 3 Certificate.

- **Questions:**
  - o Students will be completing different tasks for each unit that could vary from presenting food and drinks to customers, planning and cooking a meal, produce an informative leaflet or booklet among other tasks.
  - o Students will have a portfolio with evidence of all their work to demonstrate that the criteria has been met.
  - o Achievement of each unit is confirmed through a “statement of achievement” so that learners will gain recognition and will be internally assessed.
- **Support:** Some useful websites that the students would find useful:
  - o [www.food.gov.uk](http://www.food.gov.uk)
  - o [www.eatwell.gov.uk](http://www.eatwell.gov.uk)
  - o [www.bbc.co.uk/food](http://www.bbc.co.uk/food)
  - o [www.nutrition.org.uk](http://www.nutrition.org.uk)
  - o [www.cookingwithkids.com](http://www.cookingwithkids.com)
  - o [www.kidsandcooking.co.uk](http://www.kidsandcooking.co.uk)
  - o [www.careers.ed.ac.uk](http://www.careers.ed.ac.uk)
  - o [www.caterer.com](http://www.caterer.com)
  - o [www.mycateringjobs.com](http://www.mycateringjobs.com)
- **Exams:**
  - o There is no exam in the subject, pupils will complete a portfolio of evidence over the year which will be assessed internally.

## Supporting progress in GCSE Art & Design:

**Exam Board:** Edexcel

- **Questions:** Prior to covid-19 students would be encouraged to attend additional Art sessions to complete their coursework, however due to new guidelines we are no longer running these sessions. We have dedicated time within the timetable on Thursday's for students to work on their Art coursework. We encourage pupils work on this at home also to ensure they keep up to date.
- **Exams:** Information you need to help you understand the changes to GCSE (9-1) Art and Design.

Ofqual has confirmed that the changes for the 2021 series will be to:

- (i) Remove the Component 2: Externally Set Assignment from this series. Students will no longer be required to complete Component 2.
- (ii) Increase the weighting of Component 1 to 100% of the qualification.
- (iii) Moderation of student work for Component 1 will be conducted through digital portfolios, using an online platform to facilitate centre submissions to us.
- **Support:**
  - o Check the school website for H/W set,
  - o Encourage your son/daughter to complete art work in their spare time.
  - o Ask about the projects your son/daughter is doing in school; this can help generate ideas on themes,
  - o Encourage your son/daughter to draw, photograph (Instagram) and write about their experience at home so they develop this important skill at GCSE level art,
  - o Pupils can purchase a small sketch book/diary to record small drawings and phrases that they may find relevant to their art projects.
  - o Encourage your son/daughter to visit exhibitions or new places where possible in your local area.


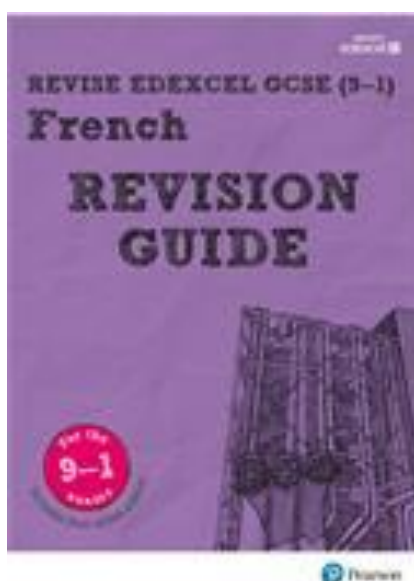




## Supporting progress in GCSE 9-1 French



- **Exam Board:** Edexcel
- **Information:** Students opting to take French should achieve the qualification at the end of their two year course.
- **Questions:** Students need to practise their French speaking skills regularly to ensure they are as comfortable with the language as possible by the time of their exams. Regular practice is far more useful than revision near the exams, for example, they should be learning vocabulary weekly and attending extra booster sessions.
- **Exams:** There will be four exams at the end of Year 11. Students will take the foundation level exams. The French speaking exam, will take place in school in April 2021 (tbc) and students will be required to prepare for this in advance with Miss Till. The French listening, reading and writing exams will be part of the Year 11 exam timetable in May or June 2021 (tbc).
- **Support:**
  - o Check that your son/daughter has done his/her homework (available on Firefly)
    - Go to: BBC Homepage – Learning – Languages – French - GCSE Bitesize – Listening (Foundation), Reading (Foundation), Speaking (Foundation)
    - Quizlet.com
    - www.linguascope.com
    - www.languagesonline.org.uk
  - o Encourage him / her to work through their GCSE Speaking exam booklet, Revision Guide and Practice Workbook.
  - o Encourage him / her to attend extra booster sessions and revision classes with Miss Till.
- **Books:** A French dictionary or phrase book is probably the most important thing to help practise language skills. You could also purchase the Revise Edexcel GCSE (9-1) French Revision Guide and Revision Workbook. If you search for them online you can find them for a reasonable price.



## Supporting progress in – BTEC Tech Award in Creative Media Production

**Exam Board:** Pearson BTEC Tech Awards



This qualification allows pupils to acquire sector specific technical knowledge and skills through investigating, exploring and creating media products. Pupils also learn valuable skills and attitudes in personal management and communication.

### Qualification structure:

Pupils complete three components during the qualification, they give pupils the opportunity to develop broad knowledge and understanding of the media sector and relevant skills such as research, planning, problem solving and communication at Levels 1 and 2.

### Internal assessment:


Components 1 and 2 are internally assessed through assignments that are subject to external standards verification. Pupils complete coursework to strict deadlines and are allowed one re-submission per assignment. Pupils are fully supported whilst completing coursework and we recommend pupils take work home allowing them further opportunity to refine their coursework to gain higher marks.

### Exam:

Component 3 is externally assessed, pupils will sit an exam where they create a media product in response to a brief. It counts towards 40% of the qualification. The exam paper is available from early February to allow pupils the chance to research their product and collect assets including video footage and initial planning materials. **It is crucial that pupils work on their research both at school and home to allow maximum advantage when sitting the exam.** Please encourage and help your child with their research during this critical time.

### More information:

Click the links below to find out about each component;



<https://www.youtube.com/watch?v=o03ydWvndiY>



<https://www.youtube.com/watch?v=LyZsJAIL8tY>



<https://www.youtube.com/watch?v=l8aBTMUfNa0>

Click here for more information about the qualification:

<https://qualifications.pearson.com/en/qualifications/btec-tech-awards/creative-media-production.html>

## Supporting progress in Entry Level Humanities Pathway:

- **Exam Board:** WJEC – Welsh Board
- **Details:** All pupils at Woodlane will study Religious Education and Geography but only those who choose it as a KS4 option will take History. Those who choose to study History will leave Woodlane with a Diploma in Entry Level 3 Humanities. Those who do not take history will leave with a Certificate in Entry Level 3 Humanities
- **Exams:** This course is completely coursework based.
  
- **Units/Topics studied:**
  - o History - Year 10 (only some pupils)
    - A British Society in the Past- Britain and WWII
    - A non-British society in the past- the Final days of the Russian Tsar
    - Responses to conflict in world events- Israeli/ Palestinian conflict.
  - o History – Year 11 (only some pupils)
    - Historical change over time
    - History in the media
    - People and Protest
  - o RE/Geography – Year 10 (all pupils)
    - Volcanoes/Tsunamis and Earthquakes
    - Places of worship
    - Renewable energy
  - o RE/Geography – Year 11 (all pupils)
    - Religious charities
    - Religious festivals
    - Sustainable tourism
  
- **Support:** Most of the work for this subject will take place in lesson time. Ensure students remember to do their homework and are working within the specifications provided. To support progress, pick a subject from the topics above and discuss them with your child to improve their understanding.
  
- **Important Areas:**
  - o Emphasise the importance of attendance. Humanities is only one lesson a week (more if pupils take History) so any time missed can impact the completing of coursework.
  - o Monitor homework on the school website to ensure pupils are up to date, and check school diaries for notes on how to complete it.
  - o Encourage independent work wherever possible but set time aside to support with generating ideas about RE and Geography for pupils to develop further in their coursework.

## Supporting progress in – Functional Skills ICT

**Exam Board:** NCFE


Functional Skills in ICT is designed to develop practical skills that are transferable and allow pupils to work confidently, effectively and independently in life. They're fundamental to the successful completion of various wider qualifications including apprenticeships and entry to higher level qualifications in college.

### The qualification covers;

- using emails and folders
- finding information from the internet
- developing spreadsheet data on Excel
- developing a Word document or PowerPoint presentation
- answering questions on general ICT knowledge.

**Exam:** The exam is 2 hours and 30 minutes long, with a pass mark of around 60%. It is paper based and uses Microsoft Office applications. Exams take place in school throughout the year and your child will be notified of the actual date nearer the time. Resits are taken in the summer term.

**Exam support:** Pupils take mock exams in class and given support right up to their actual exam date. Pupils will be given revision materials to take home, please encourage your child to go over these materials and practise the skills learnt in class. It would be useful if you could provide your child with a memory stick to enable them to save work completed in class to practice / revise at home. There is no coursework element for this qualification.



This is an excellent resource and covers all the content for the qualification.

You can buy this from most book stores and Amazon from around £8.

You will need a computer with Office applications in order to complete activities and learn the content.

**You might find that there are elements of this qualification that may be of benefit to you for both personal use and work.**

## Supporting progress in GCSE: AQA Food Preparation and Nutrition.

**Exam board:** AQA

**Qualification:** Food Preparation and Nutrition is an exciting and creative course focusing on:

- Food Science
- Food Safety
- Cooking skills
- Food Nutrition and health
- Food provenance

Students will achieve good practical cookery skills and a strong understanding of nutrition. Upon completion of this course, students will be qualified to:

- go on to further study
- embark on an apprenticeship
- full time career in the catering or food industries such as professional chefs, nutritionists, product development, etc.

### Non-Exam Assessments:

\*Important information: This year due to exceptional circumstances Ofqual has announced that students entering for GCSE Food Preparation and Nutrition exams next summer won't be expected to complete NEA 1 (Food investigation), so for summer 2021 only they are releasing the NEA 2 (food preparation) tasks earlier and reducing the number of dishes to prepare so students will have more time to prepare and complete it.

### NEA 2:

- 20 hour Food Preparation assessment
- Accounts for 50% of the final grade.
- Plan, prepare, cook & present a 2 course menu within 3 hours.
- Produce a concise portfolio that demonstrates technical skills and practical outcomes.
- Explanation of planning, preparation, cooking, and presentation of the final 2 dishes.
- Evaluation of the costs of the dishes.
- Evaluation of the sensory and nutritional properties of each dish

### Exam:

- 1 hour 45min written exam
- 100 marks available
- Accounts for 50% of the total grade
- Broken down into 2 sections: Multiple choice questions and detailed questions.

### Support:

**Book:** Collins AQA GCSE 9-1 Revision Food Preparation and Nutrition

[www.food.gov.uk](http://www.food.gov.uk)

<https://www.foodfactoflife.org.uk/>

[www.bbc.co.uk/food](http://www.bbc.co.uk/food)

[www.nutrition.org.uk](http://www.nutrition.org.uk)

## Supporting progress in GCSE level Sport– NCFE Level 1 to Level 2 Sports Coaching.

NCFE level 1 and level 2 Sports Coaching qualifications are designed to equip students with the confidence and ability for learners to safely deliver sports coaching sessions.

NCFE Sports Coaching will:

- focus on the study of the principles of coaching sport
- offer breadth and depth of study, incorporating a key core of knowledge
- provide opportunities to acquire a number of practical and technical skills
- develop learners' understanding of the roles and responsibilities of a sports coach, considering personal skills, coaching and communication techniques
- offer learners the opportunity to plan, deliver and evaluate their own coaching sessions within a sport/activity of their choice

### NCFE Level 1 Award in the Principles of Coaching Sport

This qualification aims to introduce sports coaching and provide learners with the skills and principles to safely deliver sports coaching sessions.

### NCFE Level 2 Certificate in Sport

It will give learners the introductory skills to either start a career in sport or progress within employment in the sector. This qualification can also prepare learners for higher or further education and gives a good introduction to the sport vocation.

The course is 100% coursework that involves practical and theory work.

### Exam board: NCFE

- Click on this link for helpful support materials and specification:
- <https://www.qualhub.co.uk/qualification-search/qualification-detail/ncfe-level-1-award-in-the-principles-of-coaching-sport-4170#SupportMaterials>
- <https://www.qualhub.co.uk/qualification-search/qualification-detail/ncfe-level-2-certificate-in-the-principles-and-preparations-for-coaching-sport-4476#SupportMaterials>
- Click on this link <https://apps.apple.com/us/app/apple-books/id364709193> and download the apple books app and then search for NCFE sport books for sample assessment and revision materials. You must have an IPAD, Apple smart phone or Apple laptop and Kindle for these free downloads.

